

Anti-PRPF3 antibody

Cat. No.	ml125477
Package	25 µl/100 µl/200 µl
Storage	-20°C, pH7.4 PBS, 0.05% NaN ₃ , 40% Glycerol

Product overview

Description	Anti-PRPF3 rabbit polyclonal antibody
Applications	ELISA, IHC
Immunogen	Fusion protein of human PRPF3
Reactivity	Human, Mouse
Content	0.54 mg/ml
Host species	Rabbit
Ig class	Immunogen-specific rabbit IgG
Purification	Antigen affinity purification

Target information

Symbol	PRPF3
Full name	pre-mRNA processing factor 3
Synonyms	PRP3; RP18; HPRP3; Prp3p; HPRP3P; SNRNP90
Swissprot	O43395

Target Background

The removal of introns from nuclear pre-mRNAs occurs on complexes called spliceosomes, which are made up of 4 small nuclear ribonucleoprotein (snRNP) particles and an undefined number of transiently associated splicing factors. This gene product is one of several proteins that associate with U4 and U6 snRNPs. Mutations in this gene are associated with retinitis pigmentosa-18.

订购热线: 4008-898-798

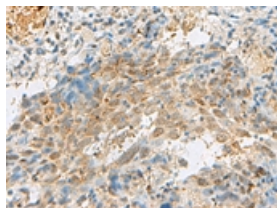
Applications

Immunohistochemistry

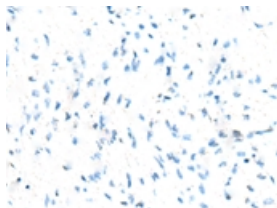
Predicted cell location: Nucleus

Positive control: Human cervical cancer

Recommended dilution: 20-100



The image on the left is immunohistochemistry of paraffin-embedded Human cervical cancer tissue using ml125477(PRPF3 Antibody) at dilution 1/30, on the right is treated with fusion protein. (Original magnification: $\times 200$)



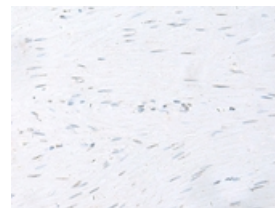
Predicted cell location: Nucleus

Positive control: Human colorectal cancer

Recommended dilution: 20-100



The image on the left is immunohistochemistry of paraffin-embedded Human colorectal cancer tissue using ml125477(PRPF3 Antibody) at dilution 1/30, on the right is treated with fusion protein. (Original magnification: $\times 200$)



ELISA

Recommended dilution: 5000-10000

联系电话: 4008-898-798, 021-61725725

联系QQ: 2881505695, 2881505696

邮箱: mlbio_cn@yeah.net

网址: www.mlbio.cn